

Parts Authority™

Auto Parts Super Stores

“The Answer Is Yes!”

April 19, 2021

Dear Valued Customer,

The Parts Authority Family is pleased to announce that you can now, safe and securely, pay your bill online via <http://my.partsauthority.com> in just 4 easy steps. You can make a bulk payment on account which will be applied to your oldest outstanding bills or you can pay by selecting specific invoices. The method of payment can be done in 1 of 2 ways a **Cenpos ACH** or by **Credit Card**.

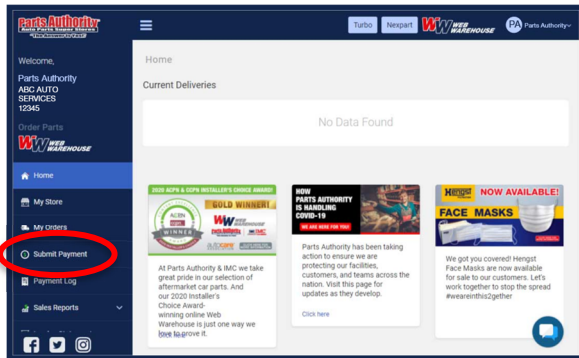
Examples are cited for you below.

Method 1 via Cenpos ACH:

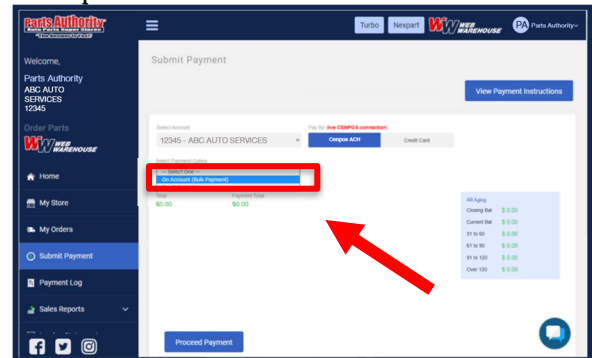
After following a few prompts and entering the required attributes (such as routing, account and check number; as well as bank header info) you are a click away from paying your bill online and in a paperless fashion. Parts Authority will submit this e-check to the bank just like a traditional hard check. You have the option to receive an e-mail confirmation once the transaction has been completed. Your payment will post within 1-2 business days. There is no fee for choosing this option.

Example Pay On Account by Cenpos ACH (no fee)

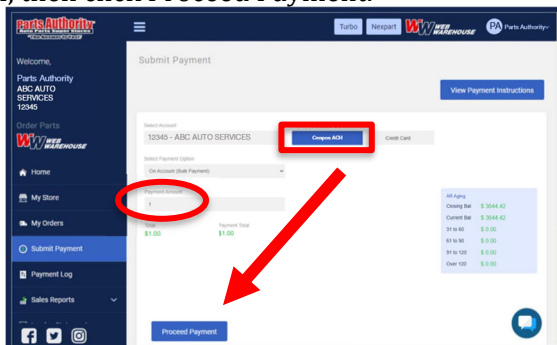
Step 1: Click submit payment.



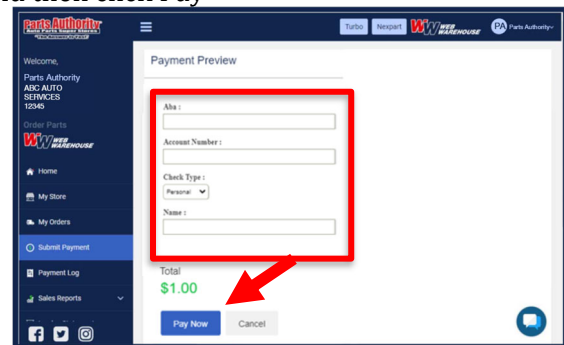
Step 2: Select “On Account (Bulk Payment)” from the drop-down menu.



Step 3: Enter payment amount and click Cenpos ACH, then click Proceed Payment.



Step 4: Fill out the required check field attributes and then click Pay



Parts Authority™

Auto Parts Super Stores

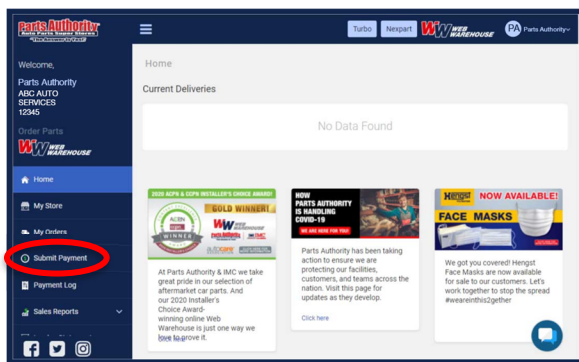
“The Answer Is Yes!”

Method 2 via Credit Card:

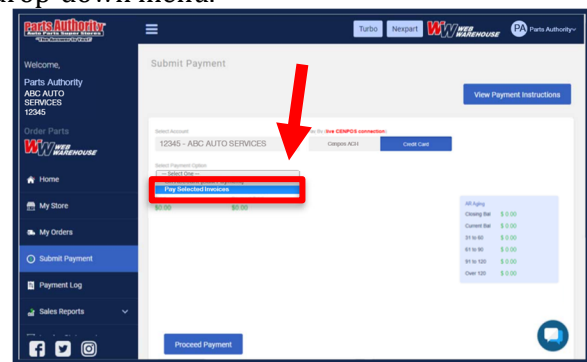
After following a few prompts and entering the required attributes (such as card#, card expiration, ccv and billing address the card is designated for) you are a click away from paying your bill online and in a paperless fashion. You will receive an e-mail confirmation once the transaction has been completed and your payment will post within 1-2 business days. There is a 2.5% convenience fee for choosing this option.

Example Pay On Account by Credit Card (2.5% fee)

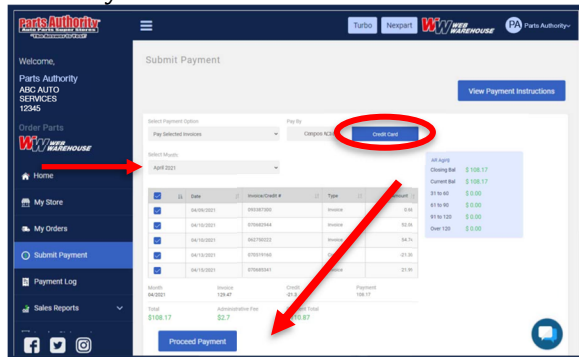
Step 1: Click submit payment.



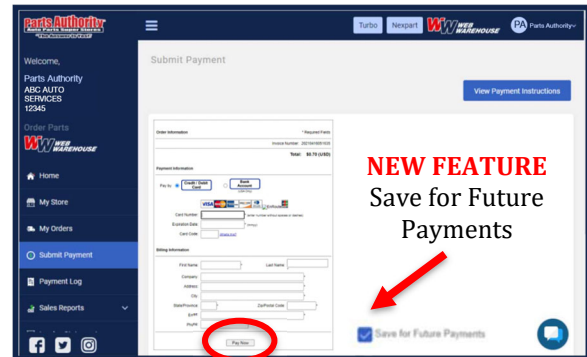
Step 2: Select “Pay Selected Invoices” from the drop-down menu.



Step 3: Select month from drop down menu; check the invoices you wish to pay; click credit card; click Proceed Payment.



Step 4: Fill out all required credit card attribute fields and then click “Pay Now” button.



In Closing, we hope you find our new secure payment feature simple and user-friendly. Thank you for your continued support since 1972. We really appreciate your business.

Sincerely,

The Parts Authority Family